

# RCE Flashcards App User Guide

Powered by Quizlet

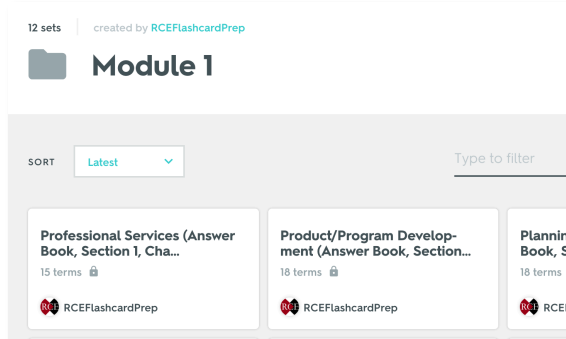


These flashcards will provide on-the-go study opportunities as you prepare for the RCE exam. The Quizlet app allows you to access the flashcards on any mobile device but to start, we recommend getting started on your desktop.



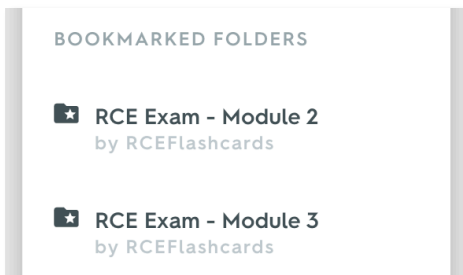
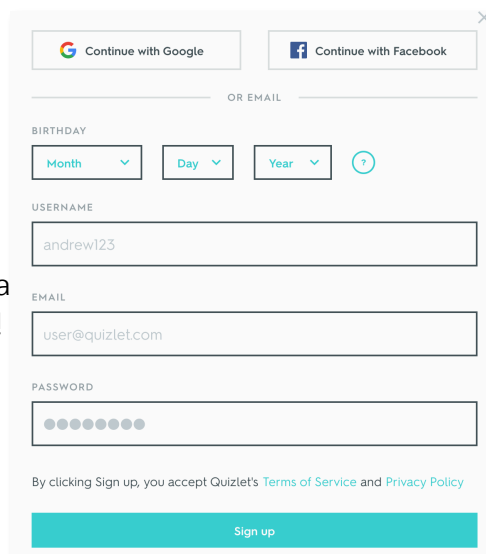
## GETTING STARTED

- After your purchase, you will receive a link and a password in your confirmation email.
- Follow the link to the Quizlet page where you will see the module you purchased and all sets of flashcards within that module:
- To access each set, enter the password provided in the confirmation email.
- You will have to do this for each set of flashcards that you access within a module, but once you've started a set, the password is no longer required.
- While you can begin studying the flashcards without creating a Quizlet account, we recommend creating an account to track your progress and sync your Quizlet account across your various devices.



## CREATING A QUIZLET ACCOUNT

- You have the option to create an account using your existing Google or Facebook account.
- You can also sign up using your birthday, a unique username, and your email and a password you create.
- Once you click "Sign up", you will be prompted to enter a credit card to access Quizlet Plus - you **DO NOT** have to!
- Simply click [Or continue to free Quizlet](#) to access your cards.
- In order to access your flashcards every time you sign in, click on the icon in the upper right corner and when the drop down prompts, click "Bookmark" so it saves to your landing page under "Bookmarked Folders" on the left side of the screen. Repeat this step for all modules you have purchased:



Remember - if you ever get lost, simply click the **Quizlet** icon in the upper left-hand corner to return to your home screen



## USING THE FLASHCARDS

- Click on the set of flashcards you would like to start with.
- Enter the password provided in the email confirmation you received for that module.
- **\*NOTE\*** you will have to enter the password for each set of flashcards within that module. Once you enter it the first time, however, Quizlet will not ask for it again for that set of flashcards. The password is the same for each flashcard set within the module.
- There is a Q side and an A side to each card. Click on the card to switch from Question to Answer - click on the right arrow to advance to the next card.
- To enlarge the font, click on the "Fullscreen" button marked on the screenshot below.
- **More features include:**

The screenshot shows the Quizlet interface. On the left is a 'STUDY' menu with options: Flashcards (highlighted), Learn, Write, Spell, Test, Match, and Gravity. The main area displays a flashcard with a question: 'Q: A association that would like to enhance their online marketing but does not have a full-time IT department would like to outsource a specialist. Their first step would be to perform this'. Below the question are navigation arrows, a '1/15' indicator, and a 'Fullscreen' button. On the right, a blue callout box says: 'Click on the ★ to mark certain cards you'd like to review again \*Note\* the star will only show up in full screen mode'. Below the main card, a smaller card shows the answer: 'A: needs analysis Pg. 2 In any case, an association should conduct a needs analysis and consider alternative solutions, including hiring in-house professionals, before making an outsourcing decision. Ultimately, the AE and association staff are responsible for recognizing the need, soliciting appropriate specialists, and supervising outsourced support services.' At the bottom, a control panel includes 'Play', 'Shuffle', and 'Options' buttons. A star icon in a box is also shown, with an arrow pointing to the 'Fullscreen' button.

*This list indicates different ways to view your flashcard set. We recommend Flashcards, Learn, Test and Match*

*Play – advances and flips cards automatically*

*Shuffle – rearranges cards*

*Options – discover more ways to study*



## DOWNLOAD THE APP AND TAKE YOUR STUDYING ON THE ROAD!

Scan the QR code to download the app



- Scan the QR code to the left on your mobile device or search 'Quizlet' in your phone's app store to download the app on your mobile device of choice.
- Sign into your Quizlet account and access the modules that you purchased and bookmarked.
- **Study for your RCE exam on-the-go!**